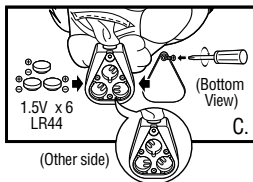
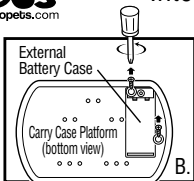
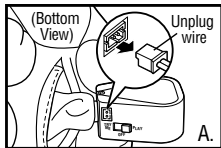



# Interactive Petpet Plushies™ - Doglefox™



Interactive Talking Neopets Plushies™  
 (each sold separately)



(Infrared Signals)



Squeeze left ear to  
 initiate interactions

Interactive  
 Petpet Plushie

**Preparation:** This toy comes with special Try-Me wiring and external battery pack for in-store demonstration only. Before playing, open flap on the bottom to retrieve battery case, unplug and discard wire (dia. A). Under adult supervision, use a screwdriver to detach and discard the external battery case on the bottom of the carrying case (dia. B). For full function regular play, set selector on the side of the battery case to OFF for 5 seconds, then switch to PLAY as shown (dia. A). Note: The Try Me function is intended for in-store demonstration only. It will not function once the Try-Me wire is detached.

**Battery Instructions:** 6 button cell (LR44) batteries are included with this toy. To replace exhausted batteries, open flap on the bottom and retrieve battery case (dia. C). **IMPORTANT:** Turn power off (set selector to OFF) before replacing the batteries or it may cause the Plushie to malfunction. Ask an adult to open the battery cover with a screwdriver and replace with 3 new button cell (LR44) batteries on each side as shown (not included). Reattach cover and screw. Set selector back to PLAY and return battery case to the Plushie.

**Play Instructions:** To play with your Doglefox, squeeze its left ear and it responds with light-up cheeks and sounds. Squeeze its ear again for a different response (sometimes it'll even sneeze!).

**Bonus Feature:** Bring your Doglefox to any activated Interactive Talking Neopets Plushies™ and squeeze the left ear of your Petpet™. The Neopets Plushies will recognise the Petpet by species and react! Squeeze its ear again for a different response from the Neopets Plushies. Your Doglefox will cheer up any Neopets Plushies and make them feel better if they are unhappy or unwell. For best results, place the Petpet about 10"

